

Midpa June 2016

Preliminary Results

June 18, 2016

All Shooters

Most Accurate: Kevin Collins ESP - Expert 120.14 (25)
 High Senior: David Bertanzetti SSP - Expert 156.41 (52)
 High Distinguished Senior: Greg Messer CDP - Marksman 230.97 (70)
 High Lady: Becky Messer SSP - Unclassified 389.47 (163)
 High Industry: Holcomb Kerns CCP - Sharpshooter 242.63 (52)

Match --Penalties--

Score

PD NT PE FN

Stage 1

Stage 2

Stage 3

Stage 4

Stage 5

Stage 6

CDP - Expert

1	David Rawlinson	A18530	163.84	32	0	1	0	31.94 (5)	35.19(9)	19.21 (2)	22.20(5)	25.94(9)	29.36(2)
---	-----------------	--------	---------------	----	---	---	---	-----------	----------	-----------	----------	----------	----------

CDP - Marksman

1	Sam Henderson	A47346	207.70	46	0	2	1	42.39 (9)	46.35(17)	22.07(2)	24.06(1)	30.96(8)	41.87(9)
2	Greg Messer	A51729	230.97	70	0	1	1	52.43 (27)	50.71 (20)	27.81(6)	24.94(0)	33.93(5)	41.15(12)
3	Logan Luckie*	A534379	235.83	37	0	0	0	41.70 (9)	39.69(18)	37.09(3)	25.06(2)	46.58(2)	45.71 (3)

CDP - Unclassified

1	Nick Sieja	XXX	307.97	99	0	0	1	67.32 (14)	65.32(25)	33.71(11)	34.88(7)	39.41(9)	67.33(33)
2	Brandon T. Nguyen	XXX	310.83	97	0	2	1	59.80 (24)	41.51 (20)	50.62(10)	35.87(23)	43.51 (13)	79.52(7)

ESP - Expert

1	Kevin Collins	A20289	120.14	25	0	1	0	23.04 (3)	25.41 (8)	17.51(6)	12.58(3)	20.99(4)	20.61(1)
---	---------------	--------	---------------	----	---	---	---	-----------	-----------	----------	-----------------	-----------------	-----------------

ESP - Marksman

1	Skip Darden	A51158	156.19	66	0	0	1	26.35 (9)	34.88(21)	16.13(4)	17.82(2)	31.52(14)	29.49(16)
---	-------------	--------	---------------	----	---	---	---	-----------	-----------	----------	----------	-----------	-----------

ESP - Unclassified

1	Robert McLendon IV	XXX	287.26	126	1	1	2	65.90 (32)	57.07(30)	35.43(9)	37.03(11)	37.32(15)	54.51 (29)
---	--------------------	-----	---------------	-----	---	---	---	------------	-----------	----------	-----------	-----------	------------

SSP - Master

1	Seth Hayden	A50647	127.16	39	0	1	1	19.45(4)	24.30(6)	15.22(2)	14.84(1)	31.87(20)	21.48(6)
---	-------------	--------	---------------	----	---	---	---	-----------------	-----------------	-----------------	----------	-----------	----------

SSP - Expert

1	David Bertanzetti	A44281	156.41	52	0	0	1	25.40 (11)	34.20(16)	17.56(2)	18.07(2)	38.42(19)	22.76(2)
---	-------------------	--------	---------------	----	---	---	---	------------	-----------	----------	----------	-----------	----------

SSP - Sharpshooter

1	Randolph Miller	A46763	161.20	60	0	0	0	32.97 (15)	29.48(7)	18.73(3)	19.75(13)	26.03(9)	34.24(13)
2	Jerome LaPointe	A38488	182.24	58	0	0	1	29.66 (9)	37.32(12)	23.40(10)	20.79(4)	38.01(17)	33.06(6)
3	Charles Mitchell	A05113	195.00	83	0	1	0	31.81 (7)	45.54(35)	24.35(7)	21.24(2)	33.41(19)	38.65(13)

SSP - Marksman

1	Bruce Stone	A753983	182.57	61	1	0	1	32.36 (13)	35.34(14)	28.99(11)	18.99(1)	39.85(15)	27.04(7)
2	Ricky Luckie	A916712	233.00	48	1	1	0	49.06 (6)	48.14(13)	27.96(1)	21.54(4)	34.51(12)	51.79(12)
3	Fletcher Scott	XXX	244.52	64	1	0	0	49.15 (14)	47.19(23)	27.30(3)	21.92(0)	54.25(8)	44.71(16)

SSP - Novice

1	Mark Taylor	A210526	359.28	83	1	2	1	68.26 (9)	79.70(22)	45.68(15)	28.81(4)	58.04(18)	78.79(15)
---	-------------	---------	---------------	----	---	---	---	-----------	-----------	-----------	----------	-----------	-----------

Midpa June 2016

Preliminary Results

June 18, 2016

All Shooters

	Match Score	--Penalties--				Stage 1	Stage 2	Stage 3	Stage 4	Stage 5	Stage 6	
		PD	NT	PE	FN							
SSP - Unclassified												
1 Lee Brown	XXX	184.28	54	0	1	1	31.52 (7)	41.51 (25)	20.70 (2)	19.57 (2)	30.65 (7)	40.33 (11)
2 Rob McNulty	XXX	224.41	66	0	1	0	31.97 (15)	47.27 (27)	40.00 (0)	25.22 (2)	33.96 (11)	45.99 (11)
3 Mathew Chandler	XXX	231.99	101	3	0	2	35.49 (15)	40.54 (16)	37.68 (20)	20.26 (3)	57.89 (36)	40.13 (11)
4 Gregg Mitchum	XXX	237.97	78	0	2	1	50.08 (20)	52.25 (31)	27.57 (2)	20.67 (1)	38.31 (10)	49.09 (14)
5 Frank Kella	XXX	271.11	124	0	4	3	48.06 (19)	63.46 (32)	30.15 (12)	25.25 (10)	45.72 (20)	58.47 (31)
6 Donny Burnett	XXX	294.02	87	0	3	3	56.62 (22)	64.77 (25)	31.09 (5)	40.06 (11)	46.79 (12)	54.69 (12)
7 John Ross Harrell	XXX	337.35	100	4	1	5	65.95 (31)	81.35 (39)	36.45 (5)	31.45 (3)	44.98 (9)	77.17 (13)
8 Becky Messer	XXX	389.47	163	1	1	2	52.59 (20)	67.11 (23)	50.29 (21)	40.16 (14)	75.16 (27)	104.16 (58)

CCP - Sharpshooter

1 Van Hasson	A17457	185.02	26	0	1	0	34.20 (2)	41.82 (15)	23.03 (1)	25.94 (3)	27.31 (4)	32.72 (1)
2 Ramiro Macias	XXX	193.62	74	0	0	1	37.42 (19)	36.74 (14)	25.98 (12)	21.77 (1)	27.47 (8)	44.24 (20)
3 Holcomb Kerns	A35311	242.63	52	1	0	0	41.30 (5)	44.76 (13)	31.95 (4)	30.08 (1)	51.66 (22)	42.88 (7)

CCP - Marksman

1 Steve Bragg	A493088	294.68	88	2	1	2	51.66 (10)	73.99 (37)	37.90 (10)	24.20 (2)	54.11 (19)	52.82 (10)
---------------	---------	---------------	----	---	---	---	------------	------------	------------	-----------	------------	------------

CCP - Unclassified

1 Michael Veros	XXX	261.93	75	1	1	0	56.58 (19)	50.65 (22)	32.91 (10)	26.18 (1)	46.12 (14)	49.49 (9)
-----------------	-----	---------------	----	---	---	---	------------	------------	------------	-----------	------------	-----------

REV - Marksman

1 Steve Mclver (REV-S)	A30922	265.07	72	0	0	1	50.20 (13)	56.63 (21)	32.59 (4)	27.34 (4)	43.70 (10)	54.61 (20)
------------------------	--------	---------------	----	---	---	---	------------	------------	-----------	-----------	------------	------------

Key to Penalties:

PD = Target Points Down. Each point down adds 0.5 seconds to your score.

NT = Hit on Non Threat target. Each HNT adds 5 seconds to your score.

PE = Procedural Error. Each adds 3 seconds to your score.

FN = Failure to Neutralize (no hits in the 0 or -1 zone). Each adds 5 seconds to your score.

Key to Divisions:

CDP = Custom Defensive Pistol, such as 1911. Must be .45 ACP with maximum magazine load of 8 rounds

ESP = Enhanced Service Pistol, single action or SA/DA such as 9mm 1911 or CZ-75

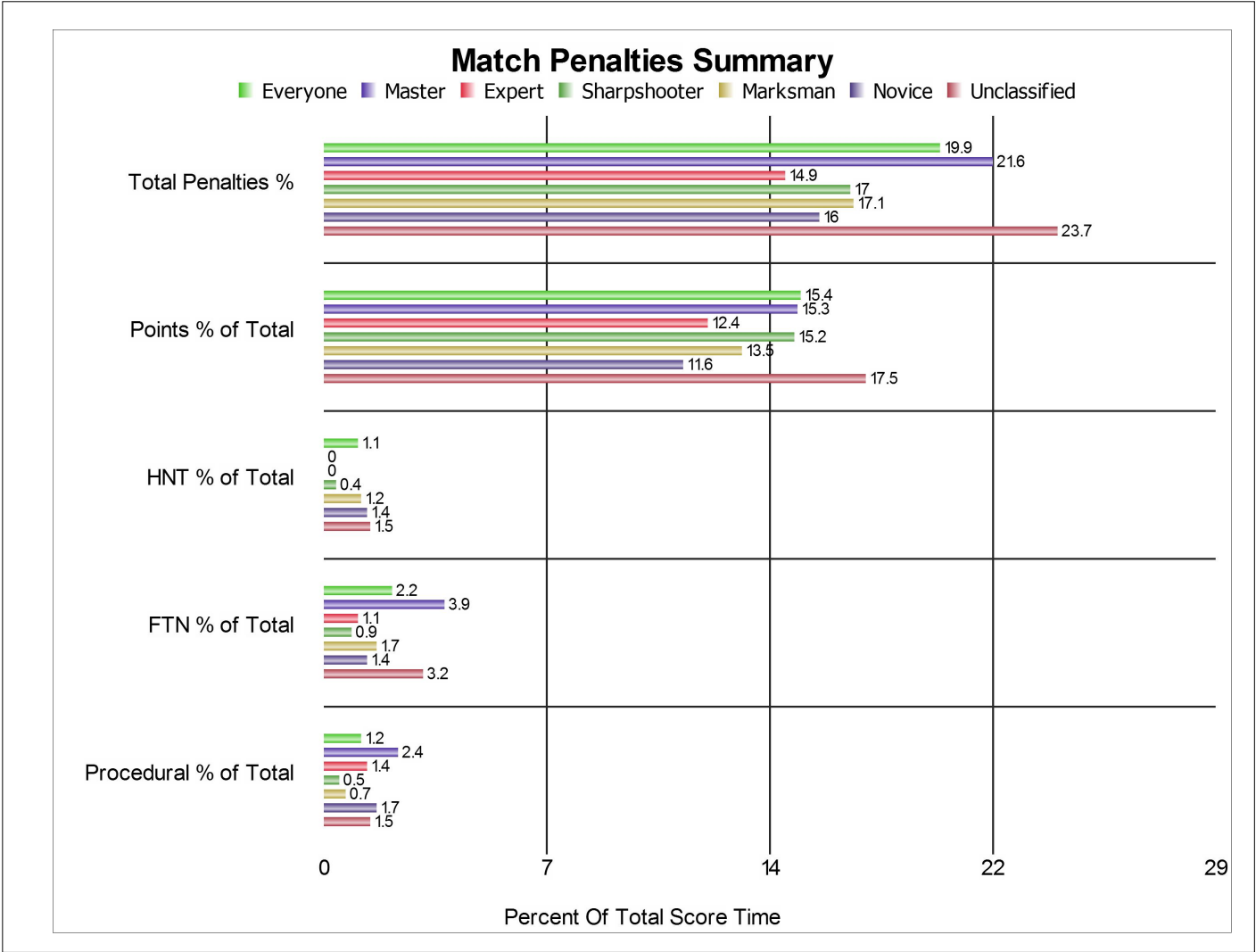
SSP = Stock Service Pistol, double action or striker-fired such as SIG, Glock, XD, M&P

CCP = Compact Carry Pistol, 4.1 inch barrel or shorter, maximum magazine load of 8 rounds

REV = Revolver, Stock (REV-S) speedloader/105PF, Enhanced (REV-E) moonclip/155PF

Match Statistics

Midpa June 2016 June 18, 2016



Match Totals:

DQ: 0 PD: 2,306 PE: 29 Finger: 0 HNT: 17 FTN: 33 FTDR: 0
 DNF: 0

Match Statistics
Midpa June 2016 June 18, 2016

Match Summary Penalties By Stage

<u>Stage</u>	<u>DQ</u>	<u>Points Down</u>	<u>PE</u>	<u>Finger</u>	<u>HNT</u>	<u>FTN</u>	<u>FTDR</u>	<u>Clock Time</u>	<u>Penalty %</u>	<u>Stage Total Score</u>
1	0	437	12	0	2	8	0	1,088.13	21.87 %	1,392.63
2	0	656	2	0	0	7	0	1,171.19	23.96 %	1,540.19
3	0	215	2	0	2	3	0	808.56	14.62 %	947.06
4	0	143	5	0	0	0	0	712.04	10.83 %	798.54
5	0	425	6	0	6	7	0	992.88	22.94 %	1,288.38
6	0	430	2	0	7	8	0	1,212.86	19.62 %	1,508.86

Match Totals:

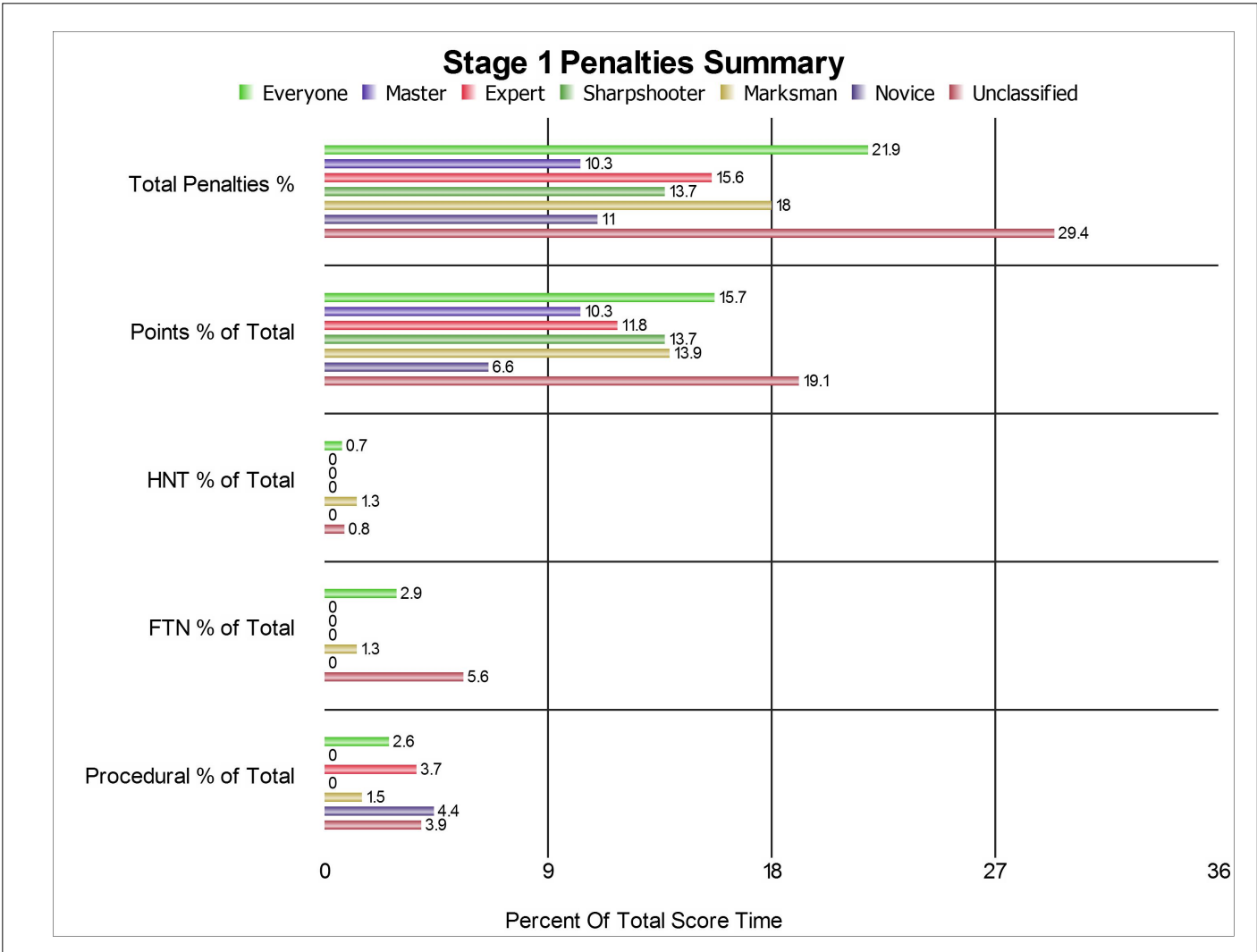
DQ: 0 PD: 2,306 PE: 29 Finger: 0 HNT: 17 FTN: 33 FTDR: 0
DNF: 0

Match Statistics

Midpa June 2016 June 18, 2016

Stage 1

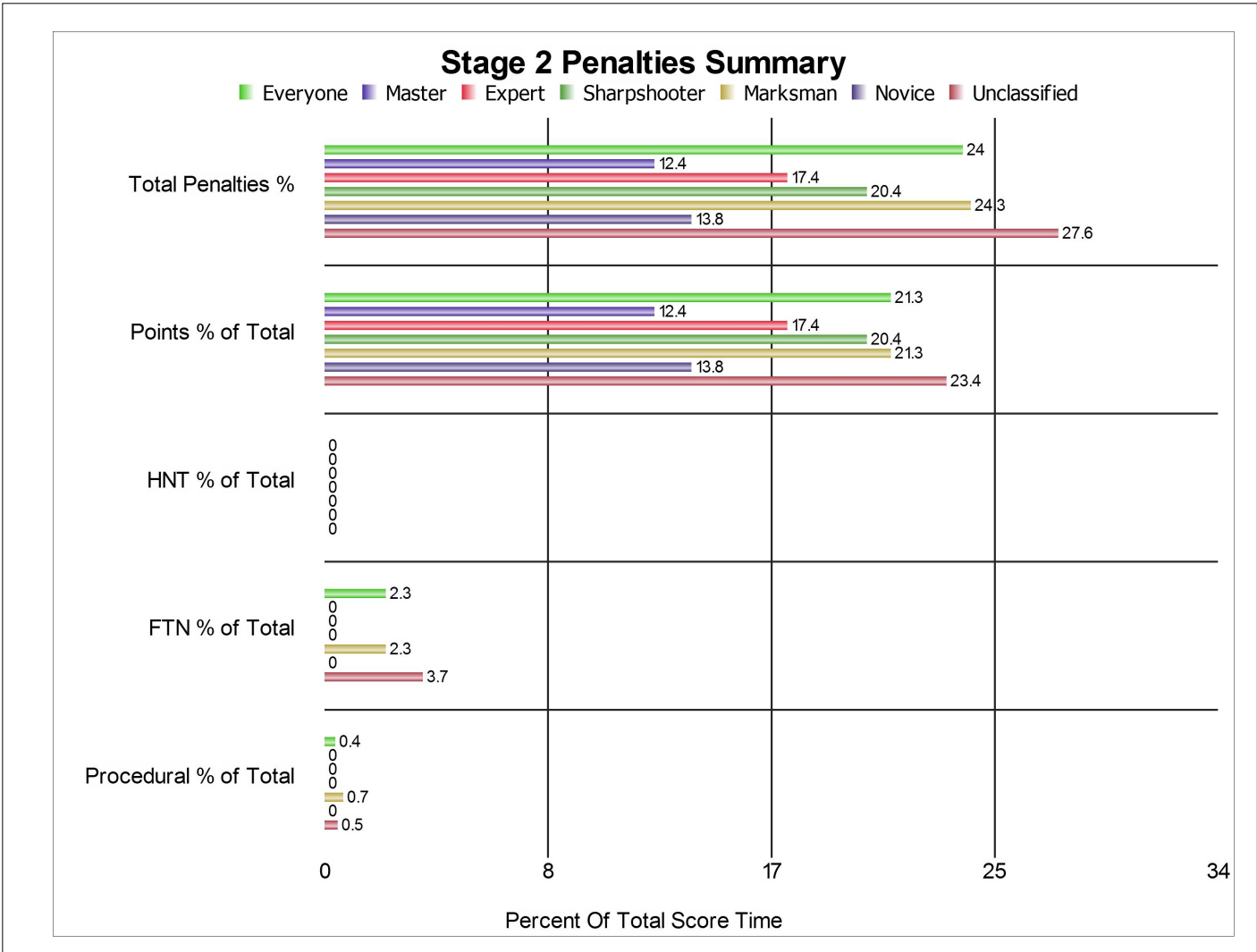
Classif/Num	DQ	Points Down	PE	Finger	HNT	FTN	FTDR	Clock Time	Penalty %	Stage Score Total
MA 1	0	4	0	0	0	0	0	17.45	10.28 %	19.45
EX 3	0	19	1	0	0	0	0	67.88	15.55 %	80.38
SS 6	0	57	0	0	0	0	0	178.86	13.74 %	207.36
MM 9	0	110	2	0	1	1	0	324.30	17.96 %	395.30
NV 1	0	9	1	0	0	0	0	60.76	10.99 %	68.26
UN 12	0	238	8	0	1	7	0	438.88	29.43 %	621.88



Match Statistics
Midpa June 2016 June 18, 2016

Stage 2

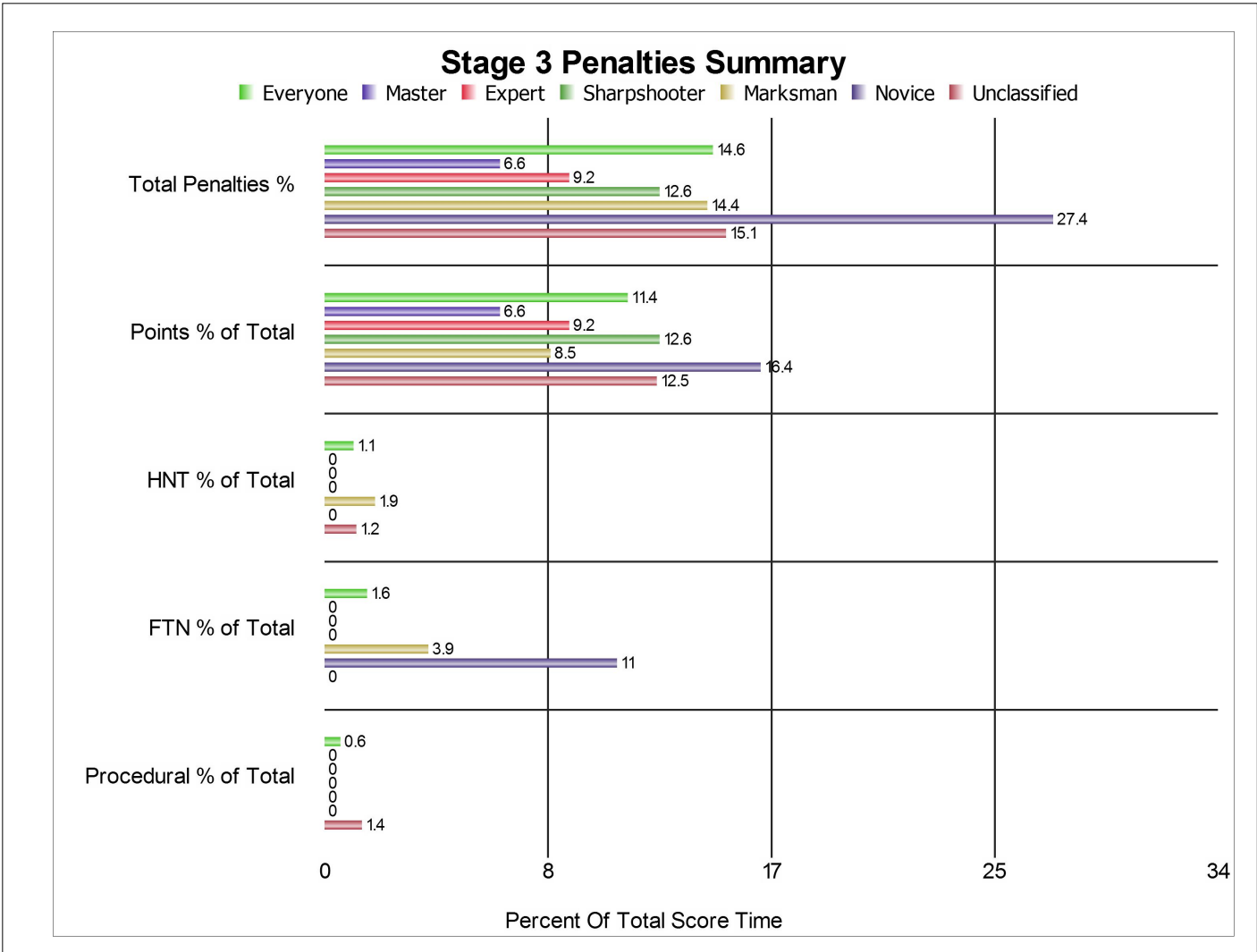
<u>Classif/Num</u>	<u>DQ</u>	<u>Points Down</u>	<u>PE</u>	<u>Finger</u>	<u>HNT</u>	<u>FTN</u>	<u>FTDR</u>	<u>Clock Time</u>	<u>Penalty %</u>	<u>Stage Score Total</u>
MA 1	0	6	0	0	0	0	0	21.30	12.35 %	24.30
EX 3	0	33	0	0	0	0	0	78.30	17.41 %	94.80
SS 6	0	96	0	0	0	0	0	187.66	20.37 %	235.66
MM 9	0	184	1	0	0	2	0	327.92	24.25 %	432.92
NV 1	0	22	0	0	0	0	0	68.70	13.80 %	79.70
UN 12	0	315	1	0	0	5	0	487.31	27.57 %	672.81



Match Statistics
Midpa June 2016 June 18, 2016

Stage 3

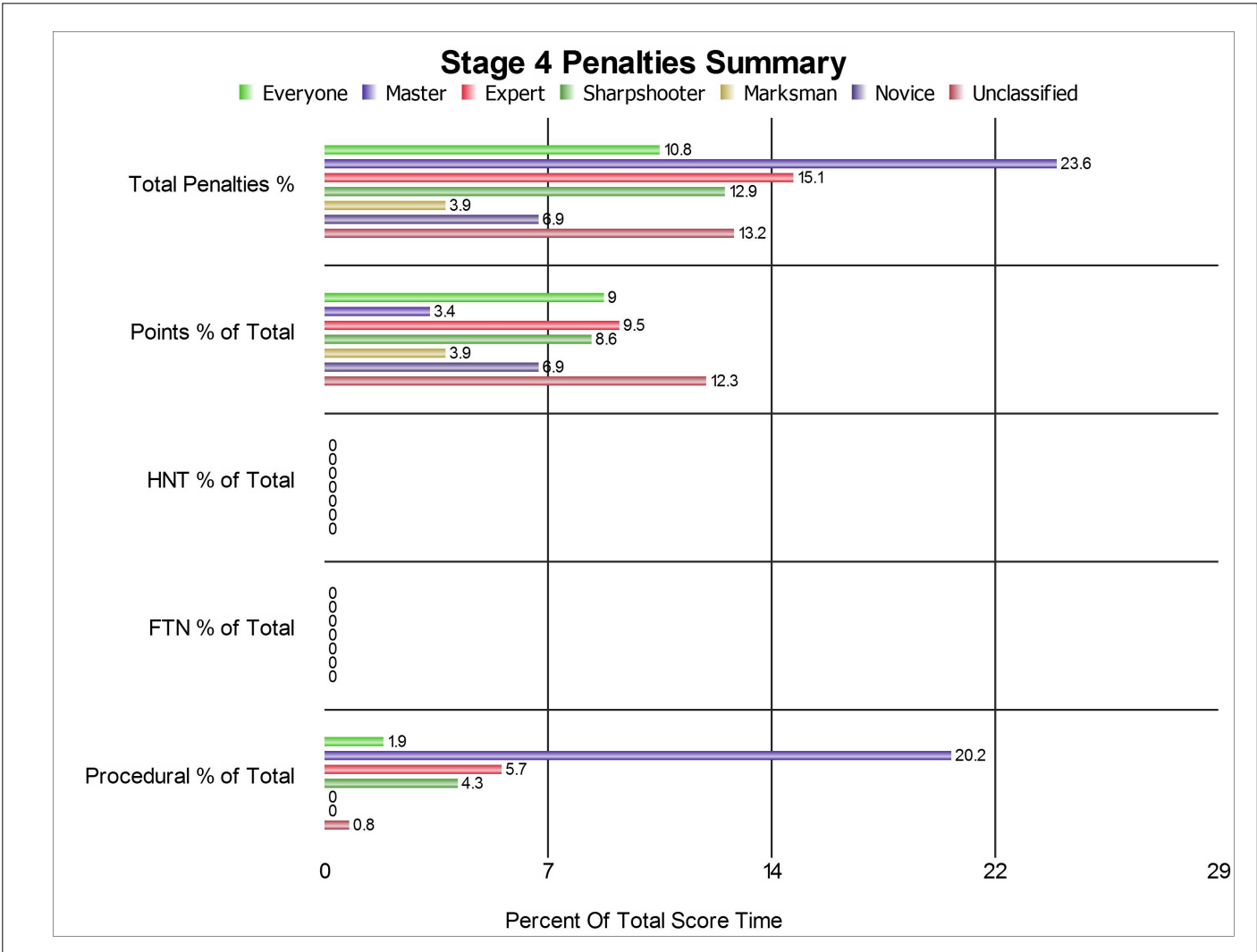
<u>Classif/Num</u>	<u>DQ</u>	<u>Points Down</u>	<u>PE</u>	<u>Finger</u>	<u>HNT</u>	<u>FTN</u>	<u>FTDR</u>	<u>Clock Time</u>	<u>Penalty %</u>	<u>Stage Score Total</u>
MA 1	0	2	0	0	0	0	0	14.22	6.57 %	15.22
EX 3	0	10	0	0	0	0	0	49.28	9.21 %	54.28
SS 6	0	37	0	0	0	0	0	128.94	12.55 %	147.44
MM 9	0	44	0	0	1	2	0	220.84	14.35 %	257.84
NV 1	0	15	0	0	0	1	0	33.18	27.36 %	45.68
UN 12	0	107	2	0	1	0	0	362.10	15.12 %	426.60



Match Statistics
Midpa June 2016 June 18, 2016

Stage 4

<u>Classif/Num</u>	<u>DQ</u>	<u>Points Down</u>	<u>PE</u>	<u>Finger</u>	<u>HNT</u>	<u>FTN</u>	<u>FTDR</u>	<u>Clock Time</u>	<u>Penalty %</u>	<u>Stage Score Total</u>
MA 1	0	1	1	0	0	0	0	11.34	23.58 %	14.84
EX 3	0	10	1	0	0	0	0	44.85	15.14 %	52.85
SS 6	0	24	2	0	0	0	0	121.57	12.90 %	139.57
MM 9	0	16	0	0	0	0	0	197.87	3.89 %	205.87
NV 1	0	4	0	0	0	0	0	26.81	6.94 %	28.81
UN 12	0	88	1	0	0	0	0	309.60	13.18 %	356.60

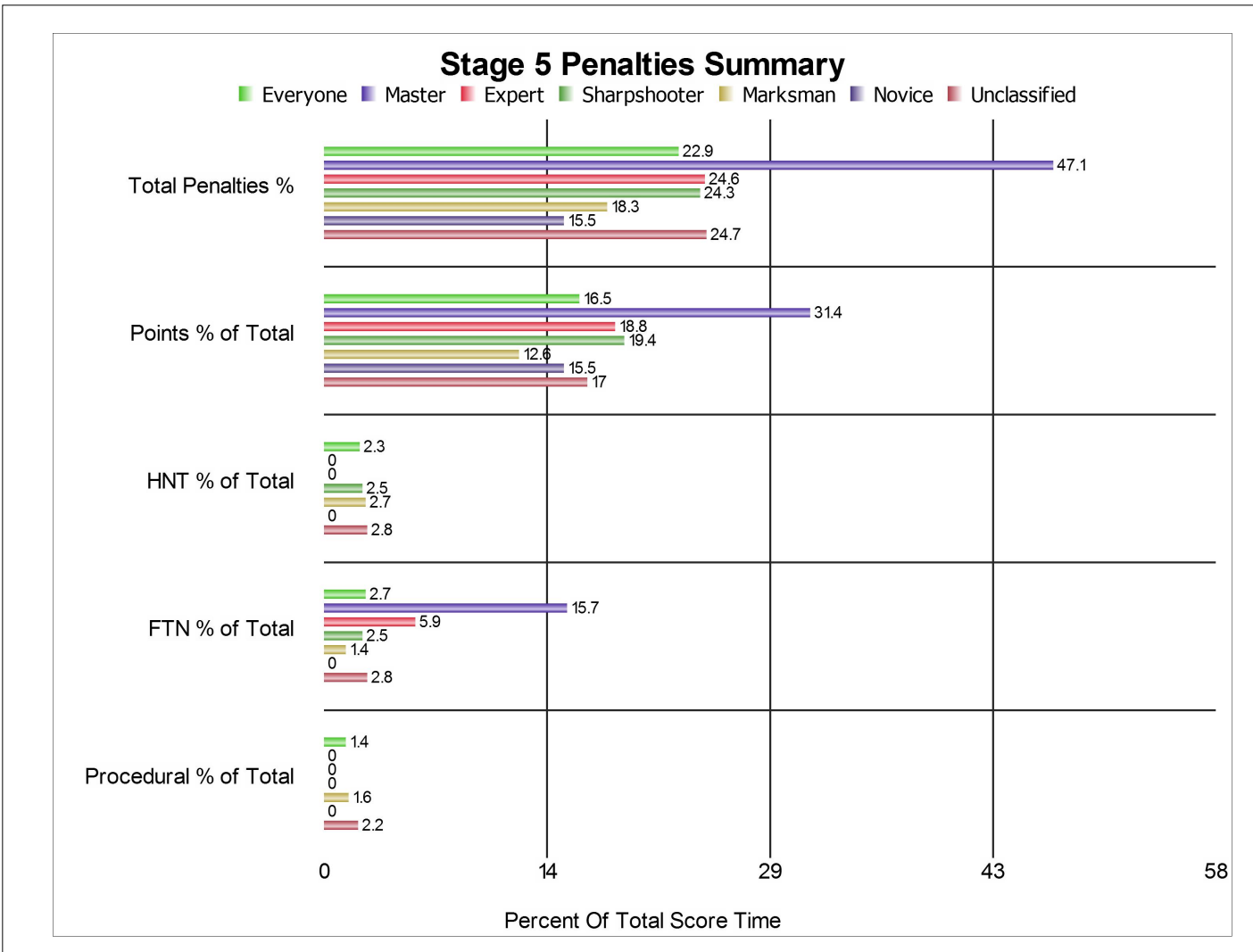


Match Statistics

Midpa June 2016 June 18, 2016

Stage 5

<u>Classif/Num</u>	<u>DQ</u>	<u>Points Down</u>	<u>PE</u>	<u>Finger</u>	<u>HNT</u>	<u>FTN</u>	<u>FTDR</u>	<u>Clock Time</u>	<u>Penalty %</u>	<u>Stage Score Total</u>
MA 1	0	20	0	0	0	1	0	16.87	47.07 %	31.87
EX 3	0	32	0	0	0	1	0	64.35	24.60 %	85.35
SS 6	0	79	0	0	1	1	0	154.39	24.28 %	203.89
MM 9	0	93	2	0	2	1	0	301.91	18.27 %	369.41
NV 1	0	18	0	0	0	0	0	49.04	15.51 %	58.04
UN 12	0	183	4	0	3	3	0	406.32	24.73 %	539.82



Match Statistics

Midpa June 2016 June 18, 2016

Stage 6

Classif/Num	DQ	Points Down	PE	Finger	HNT	FTN	FTDR	Clock Time	Penalty %	Stage Score Total
MA 1	0	6	0	0	0	0	0	18.48	13.97 %	21.48
EX 3	0	5	0	0	0	0	0	70.23	3.44 %	72.73
SS 6	0	60	0	0	0	1	0	190.79	15.50 %	225.79
MM 9	0	105	0	0	1	1	0	326.69	16.06 %	389.19
NV 1	0	15	1	0	1	0	0	63.29	19.67 %	78.79
UN 12	0	239	1	0	5	6	0	543.38	24.62 %	720.88

